Overview about Gage Digitizer Software

SDK's (Software Development Kits) for Gage Digitizers

GaGe provides extensive software support for custom application development with Software Development Kits (SDKs) for C/C#, MATLAB, and LabVIEW for CompuScope digitizers.

All SDKs provide several powerful programming examples illustrating the use of CompuScope digitizer hardware in different operating modes. These sample programs serve as a starting point for users to develop customized software applications optimzed for their specific application requirements.

Software Development Kit Feature

- Support for all CompuScope Digitizer Models & Operating Modes
- Compiled and Ready-to-Operate Executable Version of all Sample Programs
- Advanced Sample Programs for Support of Onboard eXpert FPGA Processing Firmware Features
- Full Control of Configuration Settings on all Sample Programs
- Easy Querying for Feedback on all CompuScope Digitizer Hardware Settings
- Driver Reentrancy Feature Allows Simultaneous Operation of CompuScope Digitizers from Different Application Programs
- Full Support for Advanced Timing Features such as Onboard Timestamping, External Clocking and 10 MHz Reference Synchronization
- Transparent Support for Master/Slave Multi-Card CompuScope Digitizer Systems

CompuScope SDK for C/C#	CompuScope SDK for Matlab	CompuScope SDK for LabVIEW
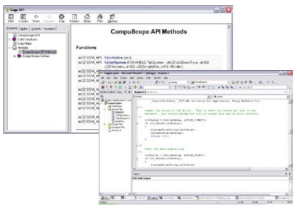	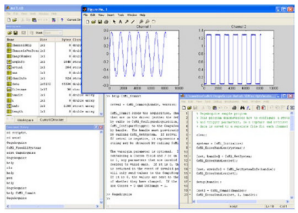	
Supported Gage Digitizers:	**Supported Gage Digitizers:**	**Supported Gage Digitizesr:**
all PCI Digitizer all PCIe Digitizer	all PCI Digitizer	all PCI Digitizer

all Thunderbolt-3 Digitizer

all PXIe Digitizer

all LAN Ethernet Digitzer

all PCIe Digitizer

all Thunderbolt-3 Digitizer

all PXIe Digitizer

all LAN Ethernet Digitzer

all PCIe Digitizer

all Thunderbolt-3 Digitizer

all PXIe Digitizer

all LAN Ethernet Digitzer

C/C# SDK's

Gage Matlab SDK's

Gage LabVIEW SDK's

Oscilloscope and Realtime Real-Time Spectrum Analyzer Software for Gage Digitizer

GageScope Oscilloscope Software

Gage Echtzeit Spektrumanalysator

Software SpectraScopeRT



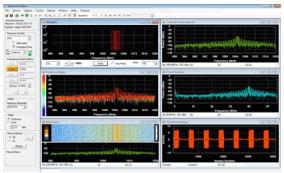

SpectraScopeRT Lite Edition supports viewing and capturing acquired data to onboard digitizer memory and is included at no additional charge with the purchase of a supporting digitizer model with a downconverter model. SpectraScopeRT Professional Edition adds support for conducting real-time streaming operations of acquired data from the digitizer to the host PC system for signal recording applications and may be purchased separately.

SpectraScopeRT also supports dual receiver, double bandwidth operation for both real-time display and gap-free recording. This allows 2 downconverters feeding a single

The real-time Spectrum Analyzer program, SpectraScopeRT, requires no programming and allows for the control of receiver center frequency and bandwidth, plus digitizer selection and functions. SpectraScopeRT features real-time FFT power spectrums (with peak hold and persistence), spectrograms, histograms, and time domain displays while recording, and upon recording playback.

SpectraScopeRT Lite Edition supports viewing and capturing acquired data to onboard digitizer memory and is included at no additional charge with the purchase of a supporting digitizer model with a downconverter model. SpectraScopeRT Professional Edition adds support for conducting real-time streaming operations of acquired data from the digitizer to the host PC system for signal recording applications and may be purchased separately.

SpectraScopeRT also supports dual receiver, double bandwidth operation for both real-time display and gap-free recording. This allows 2 downconverters feeding a single digitizer to display and record parallel

digitizer to display and record parallel side by side bandwidths, effectively doubling the available bandwidth, up to 1 GHz.

The digitizers and receivers have full control and data acquisition support via Mathworks MATLAB, with example programs furnished to facilitate rapid signal processing and modulation analysis program development. Additional SDKs and example programs are provided for C/C# and LabVIEW

PC Oscilloscope Software Features

- No Programming Required!
- Capture, Display and Analyze Waveforms from up to 60 Channels
- Acquisition, Display, and Analysis of Data Sets up to 4 GS
- Quick Data Transfer to Analysis Packages such as MATLAB, Mathcad and LabVIEW
- Powerful FFT Analysis with up to 4 Million Point FFTs Possible
- Automatically Measure and Display Rise Time, Fall Time, Pulse Width, Frequency, Amplitude
- Save Transient Signals to Disk with Date and Time Stamp
- AutoSave Feature Saves both Pre- and Post-Trigger Data
- Average Virtually Unlimited Acquisitions to Cancel Random Noise
- Co-Adding (Averaging without Dividing the Result) also Available
- Allows Numerical

side by side bandwidths, effectively doubling the available bandwidth, up to 1 GHz.

The digitizers and receivers have full control and data acquisition support via Mathworks MATLAB, with example programs furnished to facilitate rapid signal processing and modulation analysis program development. Additional SDKs and example programs are provided for C/C# and LabVIEW

- Programming Required!
- Display in Real-Time:

- Histogram
- Composite Power Spectrum
- Persistence Display
- I Power Spectrum
- Spectrogram
- Time Domain Display

- Monitor Signals During Real-Time Recordings

Differentiation, Integration, Auto-Correlation and Cross-Correlation
- Creation of Sub-Channels based on Signal Features and Trigger
- Supports Windows 7/8/10 (32 and 64 Bit).

Unterstützte Digitizer:

all Gage PCI Digitizer

all Gage PCIe Digitizer

all Gage Thunderbolt-3 Digitizer

all Gage PXIe Digitizer

all Gage LAN Ethernet Digitzer

Supported PCIe Digitizer and Dowconverters:

Digitizer Series:

- RazorMax Express
- Razor Express
- EON Express

Breitband Downconverter Serien:

- DCxxx100, DCxxx160 **und DCxxx500**

GageScope Software

SpektraScopRT

Opening the Download-Files May require the Adobe-Acrobat-Reader.
Click here to download the Adobe-Acrobat-Reader.

If you have questions please don't hesitate to contact us any time.

Phone +49 (89) 3133007, **Fax** +49 (89) 3146706, wuntronic@wuntronic.de or send us our Contact form

Wuntronic GmbH, Heppstrasse 30, D-80995 Munich, Germany